

Nursing Skills Database

MOSBY'S
NURSING SKILLS

TUMS

Faculty of Nursing & Midwifery

تدوین: آسیه درویش

اسفند ۸۹

دسترسی برخط به مهارت ها و فنون پرستاری

سیستم مرجع مهارت‌های پرستاری Elsevier

یک راهنمای جهانی برای اطلاعات پرستاری

منتشر شده توسط انتشارات Mosby و Saunders



امکانات پایگاه

- مرور بیش از ۶۰۰ مهارت بصورت تعاملی
- مرور گام به گام مهارت ها به همراه فیلم و انیمیشن آموزشی و صوت و تصویر
- بهره مندی از منابع معتبر
- قابل استفاده برای دانشجویان، اساتید و پرستاران شاغل در حیطه بالین
- ارتقای اعتماد به نفس
- خودآموزی مهارت های مورد نظر

Search for

in Skills



Go

[Advanced Search](#)

امکان جستجو در مهارت های مختلف
در صفحه اصلی

Browse By

Index

Specialty

Category

[A](#) [B](#) [C](#) [D](#) [E](#) [F](#) [G](#) [H](#) [I](#) [J](#) [K](#) [L](#)
[M](#) [N](#) [O](#) [P](#) [Q](#) [R](#) [S](#) [T](#) [U](#) [V](#) [W](#)
[X](#) [Y](#) [Z](#) [Other](#)

در صفحه اول امکان جستجو از سه روش زیر نیز موجود است:

- ۱- Index الفبایی
- ۲- Specialty بر اساس تخصص
- ۳- category بر اساس دسته بندی موضوعی

http://app44.webinservice.com/NursingSkills/Index.aspx?Index=A

File Edit View Favorites Tools Help

DesktopDating

Go Login Chat

Skills Search : Mosby's Nursing Skills

Page Safety Tools



Learner ID Password Login

[Forgot?](#)

جستجوی الفبایی

Skills

Search for in Skills [Advanced Search](#)

[Search Mosby's Nursing Consultation](#)

Iran Ministry of Health and Medical Education Consortium - Skills Search

Browse By

Index Specialty Category

A B C D E F G H I J K L
M N O P Q R S T U V W
X Y Z Other

Search within this index for

Browse by Index: "A" (71 Items)

[Click here to see Mosby's Nursing Consultation Search Results](#)

- [Abdominal Binder](#)
- [Abdominal Wall Defect: Initial Care \(Maternal-Newborn\)](#)
- [Abnormal Presentation Delivery \(Maternal-Newborn\)](#)
- [Abstinence Scoring \(Neonatal\)](#)
- [Abuse and Neglect: Geriatric Patients \(Mental Health\)](#)
- [Addiction, Chemical Dependency and Withdrawal \(Mental Health\)](#)
- [Admission](#)
- [Admission Assessment \(Neonatal\)](#)
- [Admission Assessment: Newborn \(Maternal-Newborn\)](#)

جستجو بر اساس Specialty یا تخصص

Browse By

Index **Specialty** Category

[All Specialties](#)

[Advanced Practice Nursing](#)

[Critical Care Nursing](#)

[Emergency Nursing](#)

[General Nursing](#)

[High-Risk Obstetric Nursing](#)

[Maternal-Newborn Nursing](#)

[Mental Health Nursing](#)

[Neonatal Intensive Care Nursing](#)

[...](#)

جستجو بر اساس category یا دسته بندی موضوعی

Browse By

Index	Specialty	Category
		All Categories
		Administrative Tasks
		Admission
		Airways
		Antepartum
		Anthropometric Measurements
		Anxiety Disorders
		Behavioral Issues
		Cancer and Cancer Treatment

در هر مهارت بخش های زیر دیده می شود

Index: "A" > Skill - Abdominal Binder

Abdominal Binder



Quick
Sheet



Checklist



Supplies



Test



Demos



Illustrations



Extended
Text

Quick Sheet

مرور نحوه انجام مهارت بصورت کلیدی

Quick Sheet

1. Observe ability to breathe deeply, cough effectively, and turn or move independently.
2. Inspect skin for actual or potential alterations in integrity.
3. Change any soiled dressing before applying binder.
4. When needed, administer prescribed analgesic 30 minutes before dressing change or binder application.
5. Perform hand hygiene and apply clean gloves. (Gloves should be worn if the nurse is likely to contact wound drainage during the procedure.)
6. Verify correct patient using two identifiers.
7. Close curtains or room door.
8. Position patient in supine position with head slightly elevated and knees slightly flexed.
9. Assist patient in rolling on side away from the nurse and toward raised side rail while firmly supporting abdominal incision and dressing with hands. Fanfold far side of binder toward midline of binder.
10. Place binder flat on bed, right side up. Fanfold near side of binder toward midline of binder.
11. Place fanfolded ends of binder under patient.
12. Instruct or assist patient in rolling over folded binder. For overweight patients, consider asking nurse colleague to assist.
13. Unfold and stretch one end out smoothly on far side of bed. Then stretch out other end on near side of bed.
14. Instruct patient to roll back into supine position.
15. Adjust binder so that supine patient is centered over binder, using symphysis pubis and costal margins as

Check list

کنترل انجام مهارت و رضایتمندی یا عدم انجام یا عدم رضایت مندی از انجام مهارت توسط چک لیست

Abdominal Binder

 Quick Sheet


 Checklist

 Supplies

 Test

 Demos

 Illustrations

 Extended Text

Checklist

S = Satisfactory | U = Unsatisfactory | NP = Not Performed

	S	U	NP	Comments
Observed ability to breathe deeply, cough effectively, and turn or move independently.	<input type="checkbox"/>	<input type="checkbox"/>	<input type="checkbox"/>	
Inspected skin for actual or potential alterations in integrity.	<input type="checkbox"/>	<input type="checkbox"/>	<input type="checkbox"/>	
Changed any soiled dressing before applying binder.	<input type="checkbox"/>	<input type="checkbox"/>	<input type="checkbox"/>	
When needed, administered prescribed analgesic 30 minutes before dressing change or binder application.	<input type="checkbox"/>	<input type="checkbox"/>	<input type="checkbox"/>	
Performed hand hygiene and applied clean gloves. (Gloves should be worn if the nurse is likely to contact wound drainage during the procedure.)	<input type="checkbox"/>	<input type="checkbox"/>	<input type="checkbox"/>	

Supplies

مواد و وسایل مورد نیاز برای انجام مهارت

Abdominal Binder



Quick
Sheet



Checklist



Supplies



Test



Demos



Illustrations



Extended
Text

Supplies

- Clean gloves, if wound drainage present
- Gauze bandage as needed
- Correct size cloth/elastic straight binder
- 6 to 8 safety pins unless hook-and-loop or metal fasteners are attached

Excerpted and adapted from Perry AG, Potter PA: *Clinical nursing skills & techniques*, ed 7, St. Louis, 2010, Mosby.

Test

نمونه سوال تستی برای خودآزمایی

Abdominal Binder



Quick Sheet



Checklist



Supplies



Test



Demos



Illustrations



Extended Text

Test

(Please select only one answer for each of the following questions)

1. A patient is going home with an abdominal binder. The nurse is teaching the patient's family about proper application of the binder. In his teaching instructions, the nurse should state that the appropriate application of an abdominal binder should include:

[Go to Question 2](#)

- A. Padding the iliac prominences of a thin patient
- B. Leaving any underlying wounds uncovered
- C. Positioning of the patient supine with the head and legs flat
- D. Applying the binder so that the ability to deep breathe is somewhat limited

2. The nurse is working with a nursing student. The student asks how often she should assess the skin under the abdominal binder. The nurse should state that the skin under the abdominal binder should be assessed every:

[Go to Question 3](#)

- A. 8 hours
- B. 4 hours

Demos

فیلم یا انیمیشن همراه با نوشته و صوت
نمایش گام به گام نحوه انجام مهارت

[Index: "A"](#) > Skill - Abdominal Binder

Abdominal Binder



Quick
Sheet



Checklist



Supplies



Test



Demos



Illustrations



Extended
Text

Demos

[Click here to view: Abdominal Binder](#)

NOTE: Viewing demonstrations requires Macromedia Flash Player version 7 or higher. If you don't have it on your computer, you may [download it now](#).

برای مشاهده فیلم باید نرم افزار flash player بالاتر از ۷ نصب نمایید

Illustrations

تصاویر مربوط به مهارت

Index: "A" > Skill - Abdominal Binder

Abdominal Binder



Quick Sheet



Checklist



Supplies



Test



Demos



Illustrations



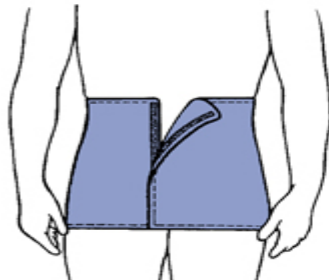
Extended Text

Illustrations (click image to enlarge)

Figure 1



A



Extended Text

اطلاعات بیشتر

Index: "A" > Skill - Abdominal Binder

Abdominal Binder



Quick Sheet



Checklist



Supplies



Test



Demos



Illustrations



Extended Text

Browse to Illustrations

Extended Text

ALERT

Recheck patient's ability to breathe deeply and cough effectively. Shallow respirations, continuing after a tight binder has been loosened, may indicate beginning of serious respiratory problems, including alveolar atelectasis and pulmonary embolus, among others.

OVERVIEW

Binders are bandages made of large pieces of material specially designed to fit a specific body part. Most binders are made of elastic or cotton. A common type of binder is the abdominal binder. An abdominal binder supports large abdominal incisions (e.g., after hernia repair) that are vulnerable to tension or stress as a patient moves or coughs ([Figure 1](#)).

Also of Interest

RELATED SKILLS

- [Assessment: Abdomen, Genitalia, and Rectum](#)
- [Assessment: Thorax and Lungs](#)
- [more.....](#)

REFERENCES

- [References](#)

RELATED BOOK CHAPTER

[Get Adobe Reader](#)

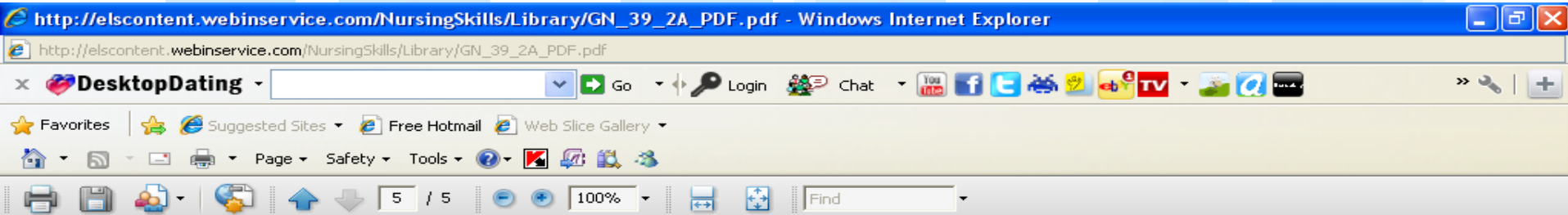
- [Abdominal Binder](#)

Visit us at
www.elsevier.com



در سمت چپ
صفحه امکان
مطالعه رفرنس
و مشاهده مهارت
های مرتبط
موجود است

نمونه ای از رفرنس کتاب مورد استفاده



REFERENCES

- Aguinaga A and others: Positive steps towards negative pressure wound therapy, *Med Surg Nurs* 16(3):181, 2007.
- Bryant RA, Nix DP: *Acute and chronic wounds: nursing management*, ed 3, St. Louis, 2007, Mosby.
- Bryant RA and others: Billing, coding, and reimbursement. In Bryant RA, Nix DP: *Acute and chronic wounds: nursing management*, ed 3, St. Louis, 2007, Mosby.
- Doughty D, Sparks-DeFries B: Wound-healing physiology. In Bryant RA, Nix DP: *Acute and chronic wounds: nursing management*, ed 3, St. Louis, 2007, Mosby.
- Ebersole P and others: *Toward healthy aging: human needs and nursing response*, ed 7, St. Louis, 2008, Mosby.
- Franz RA and others: Device and technology in wound care. In Bryant R, Nix D: *Acute and chronic wounds: current management and concepts*, ed 3, St. Louis, 2007, Mosby.
- Galanti GA: *Caring for patients from different cultures*, ed 3, Philadelphia, 2004, University of Pennsylvania Press.
- Harvey C: Wound healing, *Orthop Nurs* 23(2):143, 2005.
- Hockenberry MJ, Wilson D: *Wong's nursing care of infants and children*, ed 8, St. Louis, 2007, Mosby.
- Jerome D: Advances in negative pressure wound therapy: the VAC Instill, *J Wound Ostomy Continence Nurs* 34(2):191, 2007.
- Kinetic Concepts, Inc: *The V.A.C. vacuum assisted closure: V.A.C. therapy clinical guidelines: a reference source for clinicians*, product information, San Antonio, Tex, 2004, Kinetic Concepts, Inc.
- Mendez-Eastman S: Using negative-pressure wound therapy for positive results, *Nursing* 35(5):48, 2005.
- Phipps J and others: *Medical-surgical nursing: health and illness perspectives*, ed 7, St. Louis, 2003, Mosby.
- Ramundo J: Wound debridement. In Bryant R, Nix, D: *Acute and chronic wounds: current management and concepts*, ed 3, St. Louis, 2007, Mosby.

- Reisler T: A simple method of securing an interface dressing and vacuum-assisted closure foam pad to difficult wounds, *Ann Plast Surg* 59(2):230, 2007.
- Rolstad BS, Ovington LG: Principles of wound management. In Bryant RA, Nix DP: *Acute and chronic wounds: nursing management*, ed 3, St. Louis, 2007, Mosby.
- Whitney JD: Acute surgical and traumatic wounds. In Bryant RA, Nix DP: *Acute and chronic wounds: nursing management*, ed 3, St. Louis, 2007, Mosby.
- Wooten M and others: *WOCN position statement: clean versus sterile: management of chronic wounds*, Glenview, Ill, 2005, Wound, Ostomy and Continence Nurses Society.

RESEARCH REFERENCES

- Bolton L: Operational definition of moist wound healing, *J Wound Ostomy Continence Nurs* 34(1):23, 2007.
- Braakenburg A and others: The clinical efficacy and cost effectiveness of the vacuum-assisted closure technique in the management of acute and chronic wounds: a randomized controlled trial, *Plast Reconstr Surg* 118(2):390, 2006.
- Gray N, Weir D: Prevention and treatment of moisture-associated skin damage (maceration) in the periwound skin, *JWOCN* 34(2):153, 2007.
- Gregor S and others: Negative pressure wound therapy: a vacuum of evidence? *Arch Surg* 143(2):189, 2008.
- Hunter JE and others: Evidence-based medicine: vacuum-assisted closure in wound care management, *Int J Wound J* 4:256, 2007
- Joanna Briggs Institute: Solutions, techniques, and pressure in wound cleansing, *Nursing Standard* 22(27):35, 2008.
- Price RD and others: Local anesthetic for change of vacuum-assisted closure dressings, *Plast Reconstr Surg* 117(7):2537, 2006.
- Thompson G: An overview of negative pressure wound therapy (NPWT), *Wound Care* 6:523, 2008.

موفق بائید